



**IR MIX**  
MODULAR CABINET



Shanghai Xingyuan Dongan Electric Co., Ltd.

Headquarters  
Room 1701, Building A, Greenland Haiwaitan  
Finance, Longhua East Road No.818, Huangpu  
District, Shanghai City, China  
Tel: +86 21 68764329  
Fax: +86 21 68765514  
Email: [dongan@dongan-sh.com](mailto:dongan@dongan-sh.com)  
<http://www.dongan-sh.com>

Jinshan Factory  
Zhongwang Road No.188,  
Zhujing Town, Jinshan  
District, Shanghai City, China  
Tel: +86 21 67220000

Chinese website:  
<http://www.dongan-sh.com/>  
English website:  
<https://www.donganglobal.com/>

Yangzhou Factory  
Jiangyang Pioneer Park  
Middle Road No.18, Hanjiang  
District, Yangzhou City,  
Jiangsu Province, China  
Tel: +86 514 80981888

Email: [service@dongan-sh.com](mailto:service@dongan-sh.com)

Anhui Super Factory  
Intelligent Manufacturing Base  
for Electric Motor Pump and  
Valve Industry in Jing County,  
Xuancheng, Anhui  
Tel: +86 400 158 6678

DE-DESIGNHOUSE 04-23758797 201906

Shanghai Xingyuan Dongan Electric Co., Ltd.





IP66 Protection Level



High Load-bearing Structure



Rapid Combination



Simple Assembly



Infinite Expansion




Flat Packaging



**MIX**  
MODULAR CABINET

## MIX Module Cabinet


- New 15-fold profile frame structure with many patents
- Continuous bending forming of 2.0mm cold-rolled steel plate
- Continuous flange design with fast drainage and better waterproof performance
- Modular design to realize one-person rapid assembly
- Easy-to-install, fast and safe parts
- Inside double-row continuous mounting holes with 25mm spacing
- Six-sided symmetric structure to realize infinite expansion
- Support flat packaging to save storage and logistics space
- IP66 high protection level conforming to IEC60529
- High load-bearing structure certified by CE and conforming to IEC62208





# Rapid Assembled Rack

1. Rapid assembly with only 8 M12 screws
2. Six-sided symmetrical structure
3. Good waterproof performance



QUICK ASSEMBLY RACK

# Rapid Cabinet Merging System



1. Multi-directional parallel connection to realize infinite expansion
2. Wedge structure with three-direction quick positioning function
3. Simple operation and time and labor saving



## Hangable Door Panel with Easy Installation



### 130° Hinged Door Panel



### 180° Hinged Door Panel

Symmetrical Design with Changable Opening Directions



## Hinge Types



### 130° Hinge (Standard)



### 180° Hinge (Optional)




## Bottom System

1. Three movable cover plates
2. Mounting plate with slider





## Internal Expansion

1. Internal conventional mounting method of longitudinal beams with double-row holes
2. Flexible internal mounting of longitudinal beams with three-row holes



## Modular Base

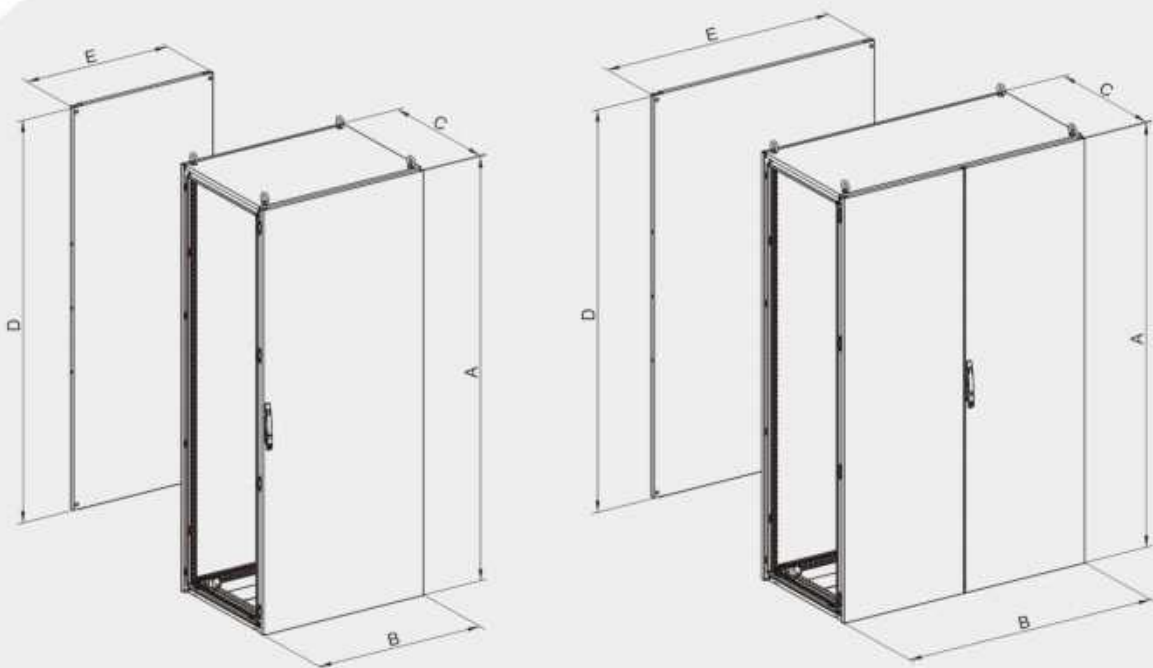


# Optional Accessories

- 1. Level adjustment foot
- 2. Cable receiving groove at the bottom
- 3. Reinforcing plate for transportation protection



# Specifications



Part	Material	Thickness	Surface Treatment	Color
Cabinet frame	Carbon steel plate	2.0mm	Powder coating	RAL7035
Top plate	Carbon steel plate	1.5mm	Powder coating	RAL7035
Door panel	Carbon steel plate	2.0mm	Powder coating	RAL7035
Back plate	Carbon steel plate	1.5mm	Powder coating	RAL7035
Bottom plate	Galvanized steel plate	2.0mm	Galvanized coating	
Mounting plate	Galvanized steel plate	3.0mm	Galvanized coating	

Supplies include	IP66 protection grade conforming to IEC 60 529
Cabinet frame	TUV-NO.748222835401
Door panel	Conforming to IEC62 208
Top plate	CE-NO.YW1905001
Back plate	
Bottom plate	
Mounting plate	Remarks
2 longitudinal beams with three-row holes	Side plates and bases need to be ordered separately



# Specifications

Height	Width	Depth	Model	Number of Doors	A	B	C	D	E
1500	600	400	MX1506040	1	1506	599	410	1390	495
		600	MX1506060	1			610		
		800	MX1506080	1			810		
	800	400	MX1508040	1		799	410	1390	695
		600	MX1508060	1			610		
		800	MX1508080	1			810		
	1000	400	MX15010040	2		999	410	1390	895
		600	MX15010060	2			610		
		800	MX15010080	2			810		
	1200	400	MX15012040	2		1199	410	1390	1095
		600	MX15012060	2			610		
		800	MX15012080	2			810		
1600	600	400	MX1606040	1	1606	599	410	1490	495
		600	MX1606060	1			610		
		800	MX1606080	1			810		
	800	400	MX1608040	1		799	410	1490	695
		600	MX1608060	1			610		
		800	MX1608080	1			810		
	1000	400	MX16010040	2		999	410	1490	895
		600	MX16010060	2			610		
		800	MX16010080	2			810		
	1200	400	MX16012040	2		1199	410	1490	1095
		600	MX16012060	2			610		
		800	MX16012080	2			810		

# Specifications

Height	Width	Depth	Model	Number of Doors	A	B	C	D	E
1800	600	400	MX1806040	1	1806	599	410	1690	495
		600	MX1806060	1			610		
		800	MX1806080	1			810		
	800	400	MX1808040	1		799	410	1690	695
		600	MX1808060	1			610		
		800	MX1808080	1			810		
	1000	400	MX18010040	2		999	410	1690	895
		600	MX18010060	2			610		
		800	MX18010080	2			810		
	1200	400	MX18012040	2		1199	410	1690	1095
		600	MX18012060	2			610		
		800	MX18012080	2			810		
2000	600	400	MX2006040	1	2006	599	410	1890	495
		600	MX2006060	1			610		
		800	MX2006080	1			810		
	800	400	MX2008040	1		799	410	1890	695
		600	MX2008060	1			610		
		800	MX2008080	1			810		
	1000	400	MX20010040	2		999	410	1890	895
		600	MX20010060	2			610		
		800	MX20010080	2			810		
	1200	400	MX20012040	2		1199	410	1890	1095
		600	MX20012060	2			610		
		800	MX20012080	2			810		

# Specifications

Height	Width	Depth	Model	Number of Doors	A	B	C	D	E
2100	600	400	MX2106040	1	2106	599	410	1990	495
		600	MX2106060	1			610		
		800	MX2106080	1			810		
	800	400	MX2108040	1		799	410		695
		600	MX2108060	1			610		
		800	MX2108080	1			810		
	1000	400	MX21010040	2		999	410		895
		600	MX21010060	2			610		
		800	MX21010080	2			810		
	1200	400	MX21012040	2		1199	410		1095
		600	MX21012060	2			610		
		800	MX21012080	2			810		

# Specifications

Height	Width	Depth	Model	Number of Doors	A	B	C	D	E
2200	600	400	MX2206040	1	2206	599	410	2090	495
		600	MX2206060	1			610		
		800	MX2206080	1			810		
	800	400	MX2208040	1		799	410		695
		600	MX2208060	1			610		
		800	MX2208080	1			810		
	1000	400	MX22010040	2		999	410		895
		600	MX22010060	2			610		
		800	MX22010080	2			810		
	1200	400	MX22012040	2		1199	410		1095
		600	MX22012060	2			610		
		800	MX22012080	2			810		